

# LOTE AT A MOMENT'S NOTICE

## class activities

24 themes ~ 148 photocopiable pages ~ 350 illustrations

available in 9 languages ~ free illustrations on CD

supports teaching of LOTE and ESL from K-6



## Languages Made Easy

Orders from [www.languagesmadeeasy.com.au](http://www.languagesmadeeasy.com.au) or fax to 61 2 6687 5892.

# ABOUT THIS RESOURCE BOOK

- . 'LOTE At A Moment's Notice' has been designed to support teaching of LOTE from Kindergarten/Prep - Year 6. This resource is user friendly. It will readily work with your school's existing resources and programs to further develop LOTE language learning.
- . 'English At A Moment's Notice' has been designed for English language learning, particularly for children with learning delays and for English as a Second Language requirements.
- . There are 24 themes in this teaching resource book, including 148 photocopiable pages and over 350 illustrations. The themes can be used from Kindergarten/Prep to Year 6 by designing lessons based on the children's interests, needs and skill levels.
- . The main aim is to consolidate and extend the children's knowledge of LOTE, using practical ideas.
- . Children with little or no background in LOTE will find these class activities easy to understand and use.
- . These class activities are designed to interest, stimulate and challenge students. Class discussion is encouraged, as is peer support and group work.
- . The LOTE teacher is encouraged to expand on the concepts in each theme to consolidate desired learning outcomes.
- . The ideas and concepts in this resource can be used as revision or extension activities.
- . The 'Illustrations At A Moment's Notice' CD that accompanies this resource book enables children and teachers to independently manipulate graphics and create their own work, enhancing computer skills and consolidating language.
- . Cultural inclusion is important at any stage of learning development. Teachers are encouraged to discuss cultural diversity when exploring themes such as food, clothes, seasons and so forth, relevant to the needs and interests of the class.
- . Encourage children to read all their work aloud in LOTE and to share it with others. Praise and give small tangible rewards, like stickers and stamps, whenever possible. Verbal praise and encouragement is crucial so learners enjoy participating in their lessons and take pride in their own success.
- . Be guided by your learner's level and rearrange your lessons to provide optimum learning opportunities.
- . I wish you continued success in your teaching and hope you enjoy using 'LOTE At A Moment's Notice'.




# Table of Contents

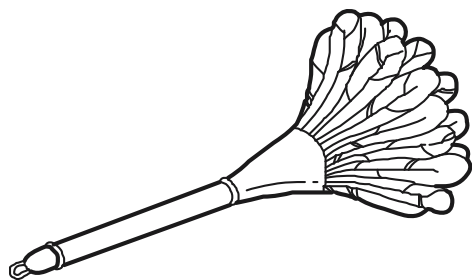
TOPICS	PAGE
THEMES	v
CULTURAL INCLUSION	vi
PAPER SKILLS FOR CRAFT ACTIVITIES	1
CLASSROOM HELPERS DISPLAY	2
CLASSROOM HELPERS CLIPART	3-5
NUMBERS 1 - 20	6-25
NUMBER CARDS	26-35
DAYS OF THE WEEK CLASSROOM DISPLAY	36
DAYS OF THE WEEK CLIPART	37-43
DAYS OF THE WEEK POSTER	44
DAYS OF THE WEEK LABELS	45-46
MONTHS OF THE YEAR CLASSROOM DISPLAY	47
MONTHS OF THE YEAR CLIPART	48-54
MONTHS AND WEATHER DISPLAY	55-56
MONTHS OF THE YEAR LABELS	57-59
SEASONS CLIPART	60-61
WEATHER CLIPART	62-64
FEELINGS CLIPART	65
COLOURS CLIPART	66-67
COLOURS CARDS	68-73
COLOURS CLASSROOM DISPLAY	74
FLOWER CLIPART	75
THE BODY CLIPART	76-77
THE BODY CLASSROOM DISPLAY AND LABELS	78
CLOTHES LINE CLASSROOM DISPLAY	79
CLOTHES POSTER DISPLAY	80
CLOTHES CLIPART	80-82
CLOTHES LABELS	83
THE CLASSROOM DISPLAY	84



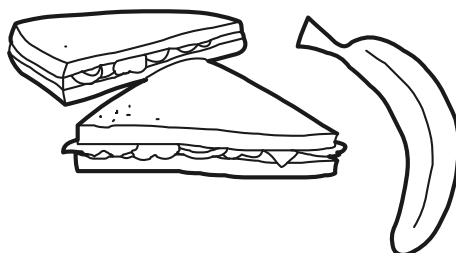
CLASSROOM OBJECTS CLIPART	85-86
CLASSROOM OBJECTS LABELS	87
CLASS ACTIVITIES CLIPART	88-89
CLASS ACTIVITIES LABELS	90
GROUP ACTIVITIES - WORK STATIONS DISPLAY	91
GROUP ACTIVITIES CLIPART	92-93
READING BOOKMARKS	94
BOOK REVIEW TEMPLATE	95
SHAPES DISPLAY CLIPART	96-98
SHAPES CLIPART	99
SHAPE CARDS	100-103
FAMILY CLIPART	104-105
FAMILY LABELS	106
FOOD CLIPART	107-112
FOOD LABELS	113-115
MEAL CARDS	116-117
BREAKFAST - LUNCH - DINNER - SNACKS PLACEMATS	118-121
THE HOME CLIPART	122-125
THE HOME LABELS	126
ANIMAL CLIPART	127-130
ANIMAL LABELS	130-131
TRANSPORT CLPART	132-135
TRANSPORT LABELS	136
PERSONAL ITEMS CLIPART	137-138
PERSONAL ITEMS LABELS	138
HOLIDAYS CLIPART	139-144
TRAFFIC LIGHTS	145
CELEBRATIONS - BIRTHDAY POSTER	146
BIRTHDAY CARD	147
CELEBRATIONS - VALENTINE'S DAY POSTER	148
VALENTINE'S DAY CARD	149




# CLASS HELPERS




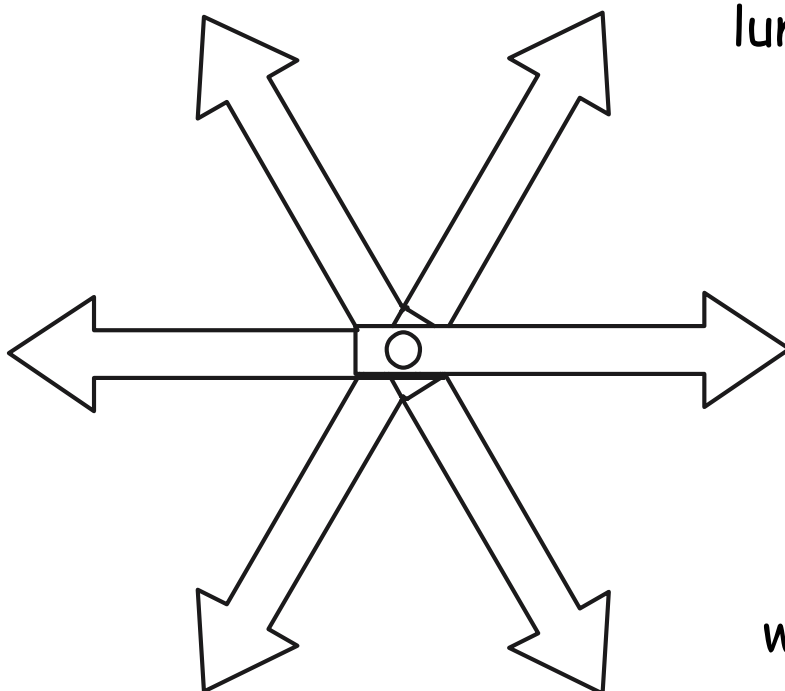
tidy up



lunches


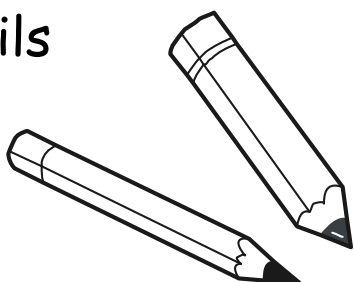


chairs



windows

pencils



books

## CLASSROOM HELPERS DISPLAY

1. Copy the pictures from pages 4 and 5.
2. Make a large poster display.
3. Label each arrow from page 3 with a different child's name.
4. Use the class roll to rotate your class helpers weekly, so everyone gets a turn.

Class Helpers

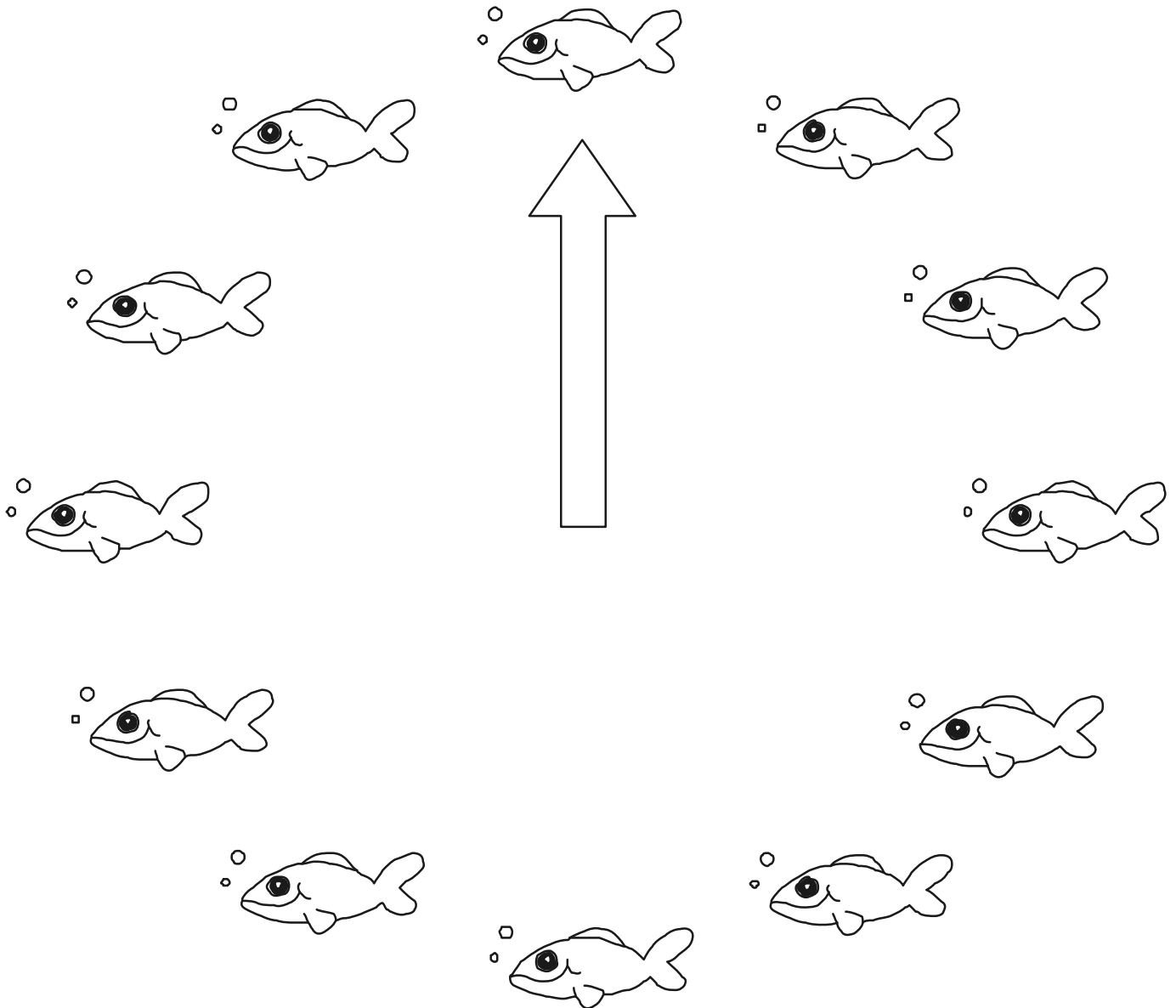
an arrow

# 3 three

(1-20 number posters)



# MONTHS OF THE YEAR DISPLAY



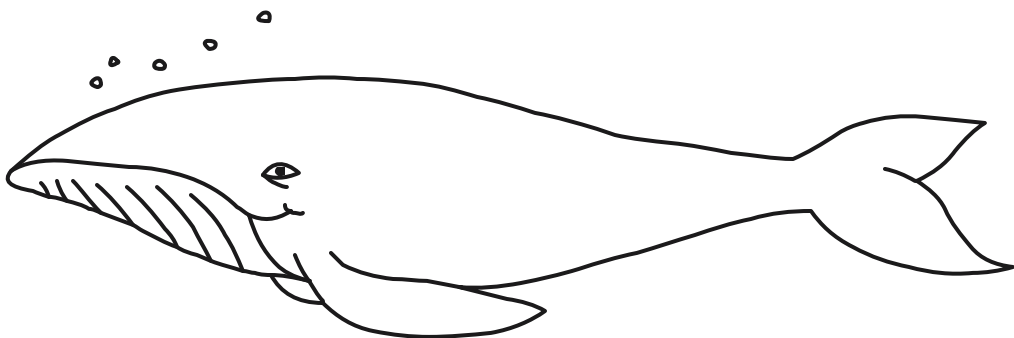

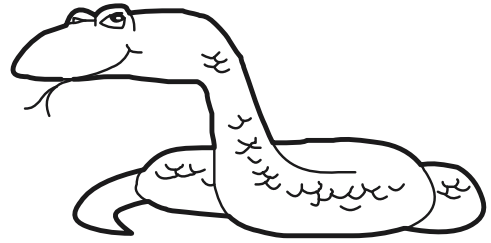

## MONTHS OF THE YEAR DISPLAY

1. Make a months of the year display by enlarging the fish pictures from pages 48 - 53.
2. Cut out and paint the fish pictures with bright paint wash.
3. Every month a child:
  - rotates the arrow (page 54) to the new month on the display, and
  - says the month aloud, in English.


fish (singular)  
fish (plural)

# ANIMAL CLIPART

(COPY AND USE)







## LABELS

(COPY AND USE)

animals

elephant

snake

zebra

crocodile

bear

monkey

whale

dolphin

octopus